
Pursuant to Section 13 or 15(d) of the Securities Exchange Act of 1934

Date of Report (Date of earliest event reported):

(Exact name of registrant as specified in its charter)

*(State or Other Jurisdiction
of Incorporation)*

*(Commission
File Number)*

*(I.R.S. Employer
Identification No.)*

(Address of Principal Executive Office) (Zip Code)

(Registrant's telephone number, including area code)

Check the appropriate




On August 30, 2018, Mr. Michael Mathews, the Chairman of the Board of Directors and Chief Executive Officer of Aspen Group, Inc. (the “Company”) will deliver a presentation to certain potential investors. A copy of the presentation is furnished as Exhibit 99.1 to this report.

The information in Item 7.01 of this report, including the information in the presentation attached as Exhibit 99.1 to this report, is furnished pursuant to Item 7.01 of Form 8-K and shall not be deemed “filed” for the purposes of Section 18 of the Securities Exchange Act of 1934, as amended, or otherwise subject to the liabilities of that section. Furthermore, the information in Item 7.01 of this report, including the information in the presentation attached as Exhibit 99.1 to this report, shall not be deemed to be incorporated by reference in the filings of the registrant under the Securities Act of 1933, as amended.

(d) Exhibits.

99.1 [Investor Presentation dated August 2018](#)



Offer

The graphic design is a complex, multi-colored composition. It features a prominent grid of squares in various colors, including red, yellow, green, and blue. The grid is set against a dark background. In the center of the grid, there is a white area with a small red square. The overall effect is a vibrant, abstract pattern that resembles a stylized landscape or a data visualization.

11 00 119998 83833



July '17

October '17


January '18


April '18

July '18

■ AU Nursing ■ AU Total Students ■ USU Active Total

Targeting Four Growth Vectors






150,000 new enrolls/year.



courses with associate degrees to upgrade to a BSN.

The program... which... and has accelerated...



Among Best In Seafood



Growth, Vertical Integration, and Assurance

BSN Hybrid Online?




Growth Vectors for Doctoral Students





Growth Vector

Hybrid Learning Program

Learning Styles







Q1 2015 Profit (Loss)/Income Attributed to Shareholders

EBITDA and EPS



Adjusted EBITDA Reconciliation

Q4 2023

Net Loss	(3,664,485)
Interest Expense	1,504,701
Depreciation & Amortization	1,337,000
Adjusted EBITDA	(752,784)
Debt Expense	31,021
Bank-Based Compensation	176,098
Non-recurring Charge	186,140
Adjusted EBITDA	180,474

